


High Frequency Microwave Amplifier

Frequency Range: 8 to 12 GHz



Features

- High Frequency : 8-12 GHz
- High Gain: 35 dB Typical
- Laser Welded Housings for Ultimate Environmental Protection
- Internal Voltage Regulator
- RoHS Compliant Option: Model BXHF1199LF 

Model BXHF1199 is a high frequency amplifier covering 8 to 12 GHz. This design utilizes a laser sealed housing for superior environmental protection. This standard design may also be ordered in a screened MIL-STD-883 version (Model #SXHF1199.) All specification ratings are based on measurements in a 50 Ω (ohm) system with a DC supply voltage tolerance of +/- 2%.

Technical Specifications

Parameter	Unit	Typical	Min/Max
Frequency Range	GHz	8 to 12	8 to 12
Gain	dB	35	33
Noise Figure	dB	3	4
Output Power @ 1 dB Compression	dBm	27	26
Output 3 rd Order Intercept	dBm	35	---
Output 2 nd Order Intercept	dBm	40	---
Reverse Isolation	dB	-50	---
Input VSWR	---	1.5:1	2.0:1
Output VSWR	---	1.5:1	2.0:1
Supply Voltage	volts	+12	+12
Supply Current	mA	400	450

Absolute Maximum Ratings

Maximum (No Damage) Ratings	
Storage Temperature	-55°C to +85°C
Operating Temperature	-40°C to +85°C
DC Voltage @ 25°C	15 volts
Input Drive @ 25°C (CW)	+13 dBm

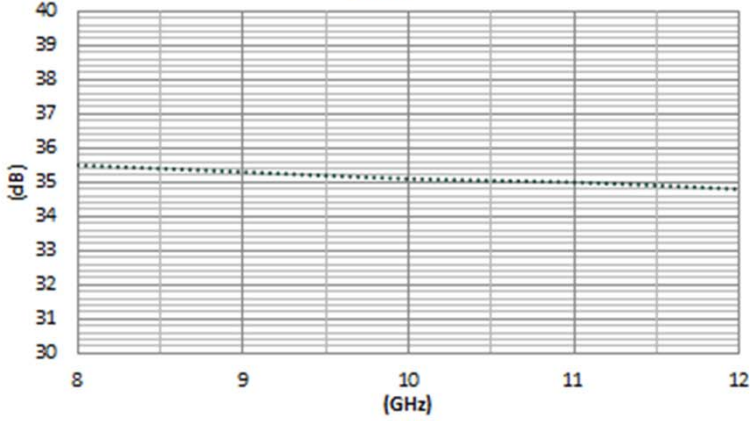
* Typical values are measured at 25°C, but not guaranteed.

Mechanical & Electrical

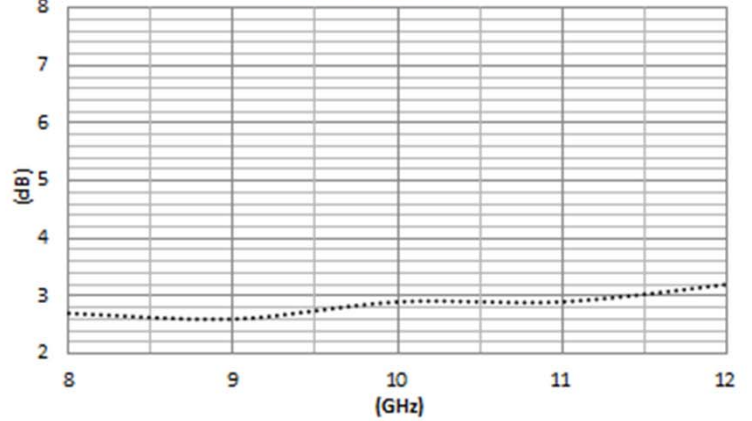
Parameter	Specification
Specification Temperatures (Min/Max)	-20°C to +70°C
Housing Size	1.500" L x 1.060" W x 0.300" H
Housing Drawing	HF2 Package
RF Connectors	SMA Female Replaceable Connectors

Typical Performance Graphs

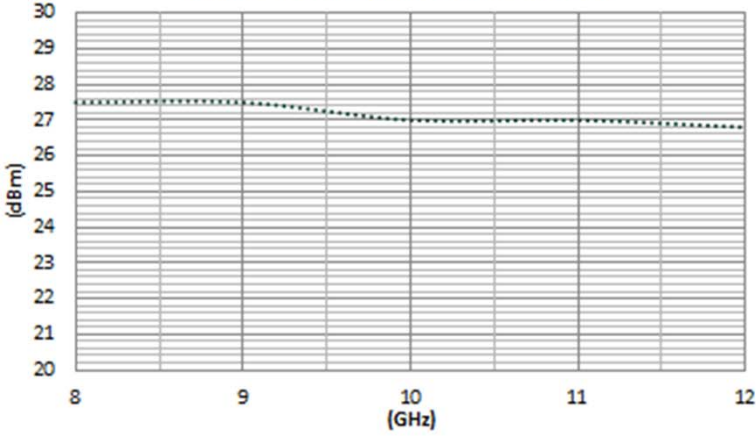
Gain



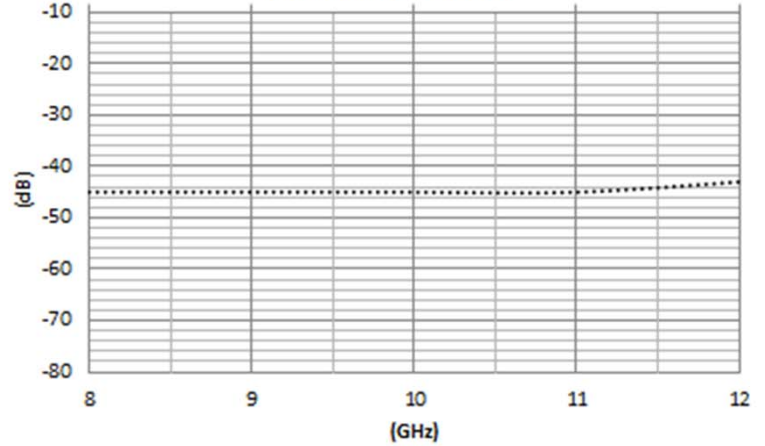
Noise Figure



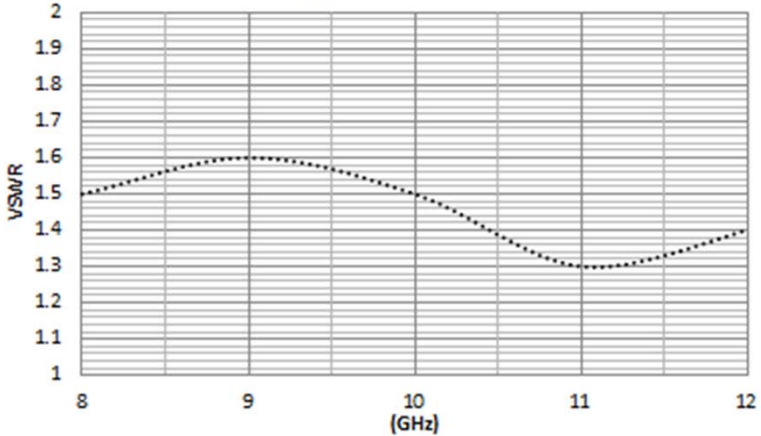
Output Power (1 dB Compression)



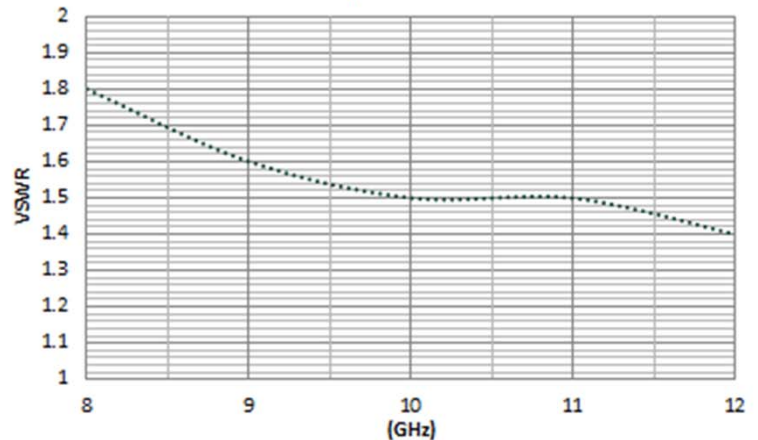
Reverse Isolation



Input VSWR



Output VSWR



Instructions

Grounding Instructions	Care should be taken to effectively ground each unit.
Revisions	API reserves the right to make revisions to both product and/or the information contained within their datasheets without advanced notice.
Min./Max. Values	Specifications are guaranteed when tested in a 50 Ω (ohm) system.
Typical performance graphs and values are measured at 25°C, but not guaranteed.	

Outline Drawing

(for reference only)

