

RF AMPLIFIER

MODEL *BXMP1003*

Medium Power Amplifier

Package: SMA Connectorized Housing

Features

- Ultra High IP2: +93 dBm Typical
- High 3rd Order Intercept: +49 dBm Typical
- High Power 1 dB Comp.: +32 dBm Typical

Typical Intermodulation Performance at 25 ° C

Second Order Harmonic Intercept Point +95 dBm (Typ.)
 Second Order Two Tone Intercept Point..... +93 dBm (Typ.)
 Third Order Two Tone Intercept Point..... +49 dBm (Typ.)

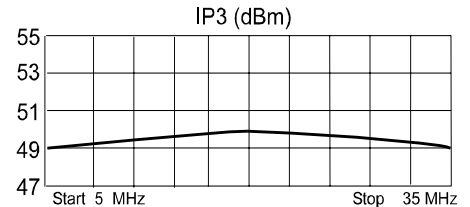
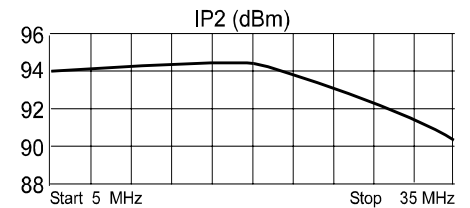
Specifications

CHARACTERISTIC	TYPICAL Ta= 25 °C	MIN/MAX Ta = 0 °C to +50 °C
Frequency (MHz)	5 - 35 MHz	5 - 35 MHz
Gain (dB)	22	21.5 Min./22.5 Max.
Gain Flatness (dB)	0.5	0.5 Min.
Power @ 1 dB Comp. (dBm)	+32	+31 Min.
IP2 (dBm)	93	90 Min.
IP3 (dBm)	49	47 Min.
Reverse Isolation (dB)	-27	-26 Min.
VSWR In	<1.5:1	1.5:1 Max.
VSWR Out	<1.5:1	1.5:1 Max.
Noise figure (dB)	3.7	4.0 Max.
Power Vdc	+24	+24
mA	425	450 Max.

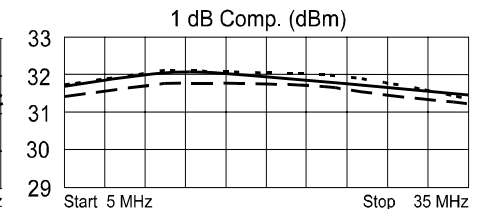
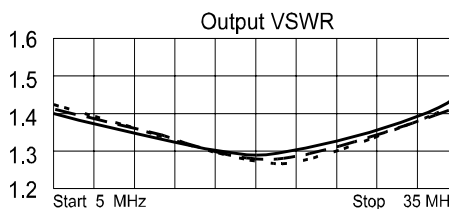
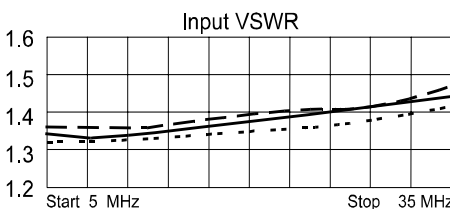
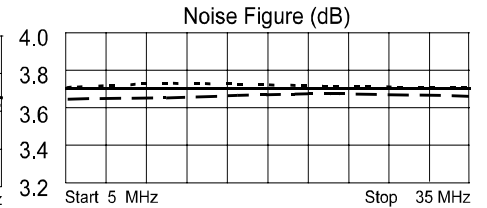
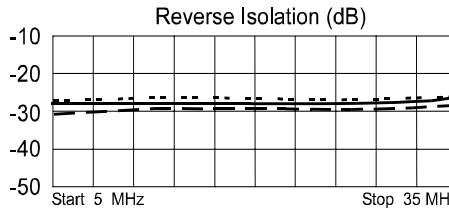
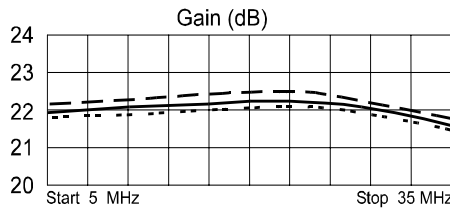
Note: Care should always be taken to effectively ground the case of each unit.

Maximum (No Damage) Ratings

Ambient Operating Temperature -55°C to + 100 °C
 Storage Temperature -62°C to + 125 °C
 DC Voltage + 26 Volts
 Continuous RF Input Power + 13 dBm
 Short Term RF Input Power 100 Milliwatts (1 Minute Max.)
 Maximum Peak Power 0.1 Watt (3 μsec Max.)



Typical Performance Data



Legend ——— + 25 °C - - - - - +50 °C ······ 0 °C

