


RF/Microwave Amplifier

Frequency Range: 10 – 50 MHz



Features

- High Gain: 32 dB Typical
- High Output Power: +33 dBm Typical
- Environmental Screening Available

Technical Specifications

Characteristic	TYPICAL Ta = +25 °C	MIN/MAX Ta = 0 to 50°C
Frequency	10 – 50 MHz	10 – 50 MHz
Gain (dB)	32	30 Min
Gain Flatness (dB P-P)	± 0.5	---
Reverse Isolation (dB)	45	---
VSWR		
In	1.5:1	2.0:1 Max.
Out	1.5:1	2.0:1 Max.
Output Power @ 1 dB Comp. (dBm)	+33	+32 Min.
3 rd Order Intercept (dBm)	+45	---
Noise Figure (dB)	4.5	6.0 Max.
Power		
Vdc	+15	+15
mA	670	700 Max.

Absolute Maximum (No Damage) Ratings

Operating Temperature	-55°C to +85°C
Storage Temperature	-62°C to + 125°C
DC Voltage	+18 Volts
Continuous RF Input Power	+ 13 dBm
Short Term RF Input Power	100 Milliwatts (1 Minute Max.)
Maximum Peak Power	0.1 Watt (3 µsec Max.)

Note:

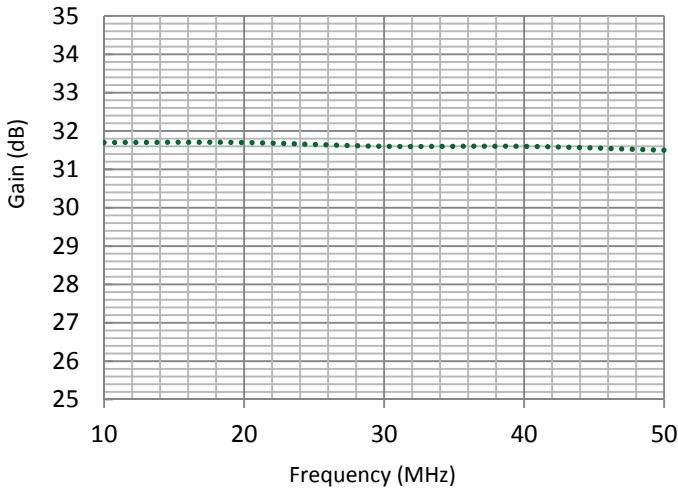
1. Maximum operating temperature is defined as that temperature which, if exceeded for extended periods, could result in premature unit failure. This data is provided for user reliability information. This may or may not represent the maximum temperature for electrical parameter specifications.
2. Min/Max specifications are guaranteed when tested in a 50 Ohm system.
3. IP3 Measurements are taken Midband at 25C.

Mechanical & Electrical

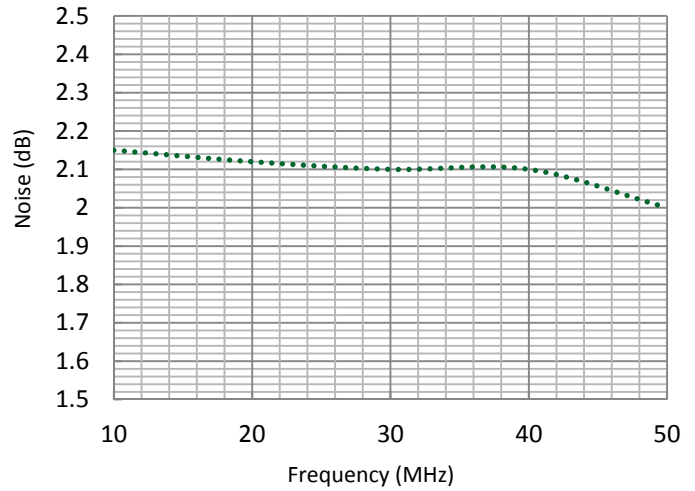
Parameter	Specification
Specification Temperatures (Min/Max)	0°C to +50°C
Housing Size	1.75" L x 1.10" W x 0.52" H
Housing Drawing	BXMP1181 Housing
RF Connectors	SMA Female Replaceable Connectors

Typical Performance Graphs

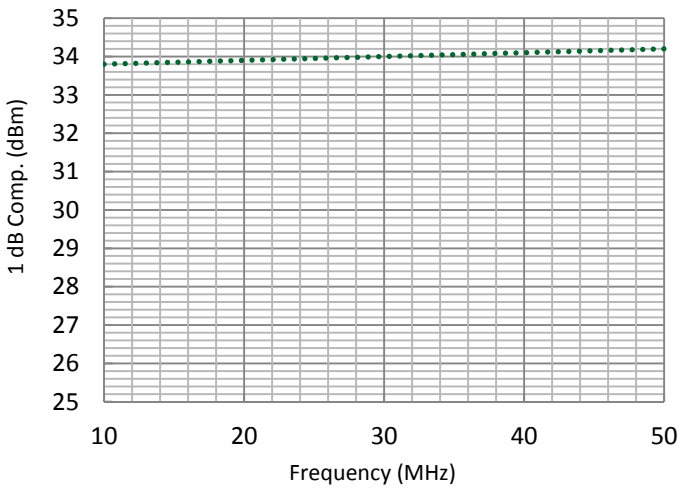
Gain (dB)



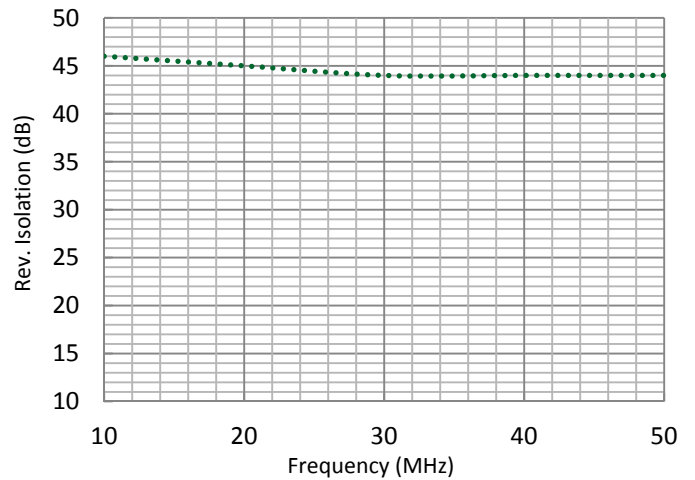
Noise Figure (dB)



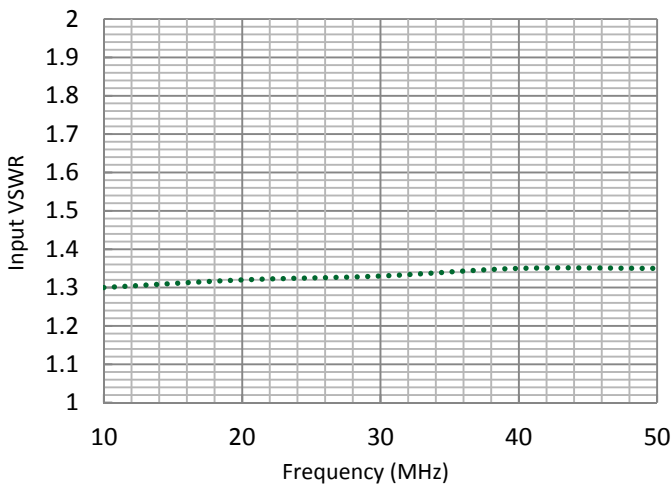
1 dB Compression (dBm)



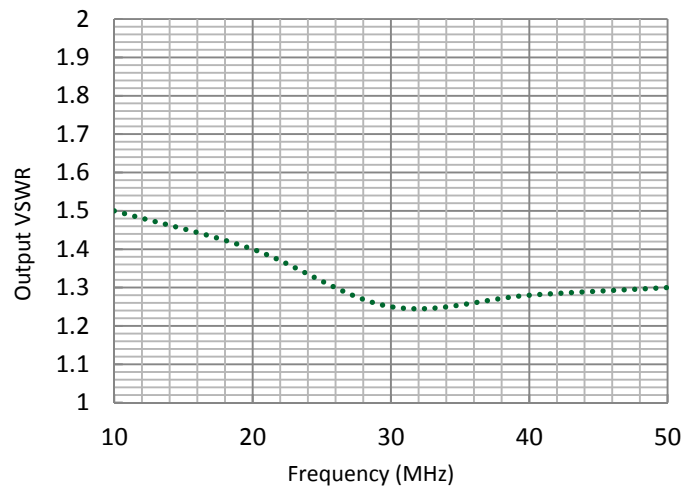
Reverse Isolation (dB)



Input VSWR



Output VSWR



Outline Drawing

