

Available as:

RN9249, 4 Pin 0.525" Sq. Surface Mount (SM19)
 BR9429, SMA Connectorized Housing (H2L)
 BXP9429, SMA Connectorized Housing (HPak)

RF/Microwave Amplifier



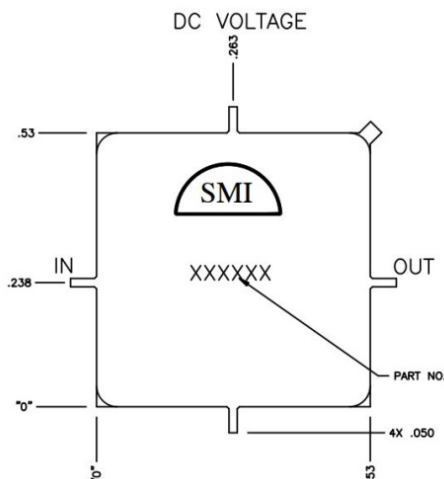
Features

- High P1dB Output: +26 dBm
- Low Noise Figure: 2.9 dB
- Environmental MIL Screening Available
- Unconditionally Stable
- RoHS Leadfree "LF" Version Available

Technical Specifications

Characteristic	TYPICAL Ta = +25 °C	MIN/MAX Ta = -55°C to +85 °C
Frequency	200 – 4200 MHz	200 – 4200 MHz
Gain (dB)	25	23 Min.
Gain Flatness	+/- 0.6 dB	+/- 1.0 dB Max
Power @ 1 dB Comp. (dBm)*	+26	+24 Min.
Reverse Isolation (dB)	-40	---
VSWR	In	1.7:1
	Out**	1.7:1
Noise Figure (dB)	2.9	3.5 Max.
Power	Vdc	+15
	mA	250
		+15
		255 Max.

- 1) Care should always be taken to effectively ground the case of each unit
- 2) Typical values are measured at 25°C, but not guaranteed.
- 3) Package drawings below are for reference only.



Typical Intermodulation Performance at 25 °C

Second Order Harmonic Intercept Point:	+50 dBm (Typ.)
Second Order Two Tone Intercept Point:	+45 dBm (Typ.)
Third Order Two Tone Intercept Point:	+35 dBm (Typ.)

Note: Measured at 1000 MHz at 25C.

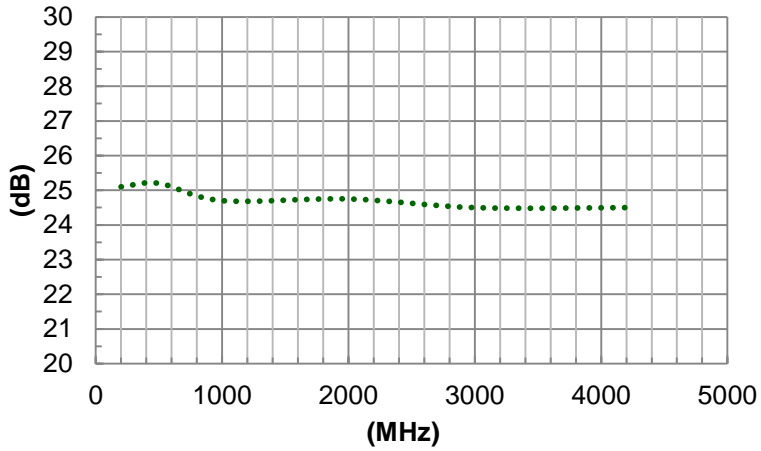
Absolute Maximum (No Damage) Ratings

Operating Temperature	-55°C to +100 °C
Storage Temperature	-62°C to +125°C
Case Temperature	+125 °C
DC Voltage	+17 Volts
Continuous RF Input Power	+13 dBm

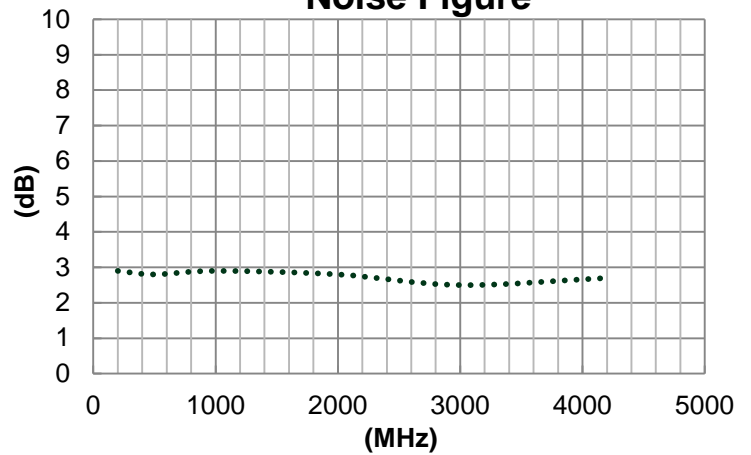
*P1dB is 1.0 dB lower above 3000 MHz.
 P1dB measurement taken at 1 GHz.

** Output VSWR 2.5:1 Max above 3000 MHz for Surface Mount version only and typical.

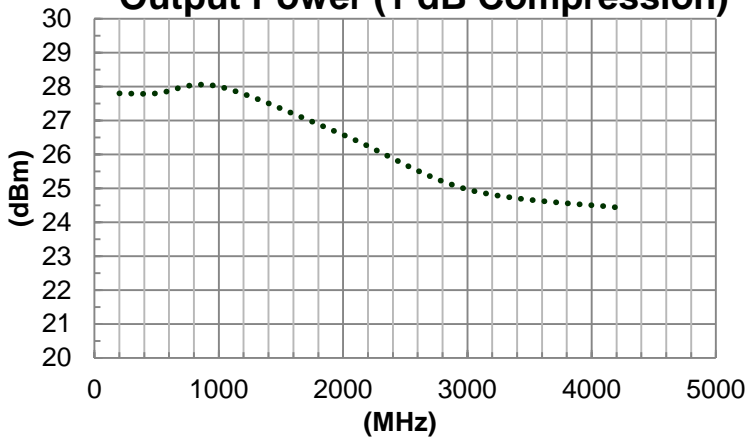
Gain



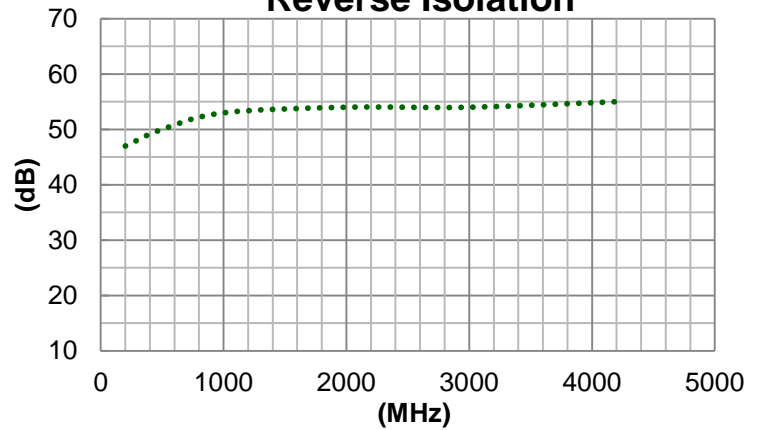
Noise Figure



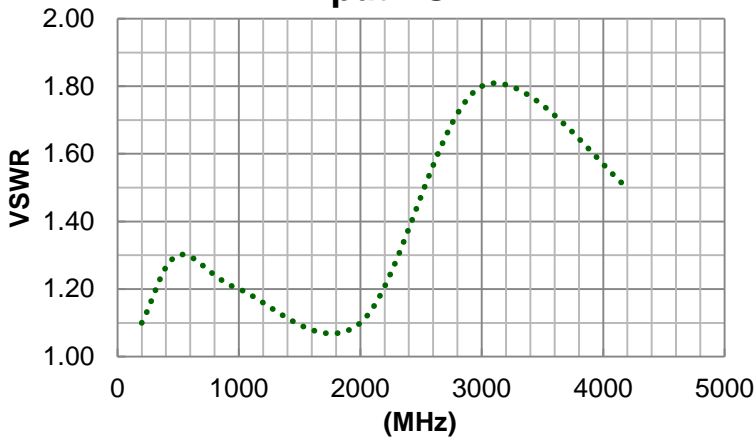
Output Power (1 dB Compression)



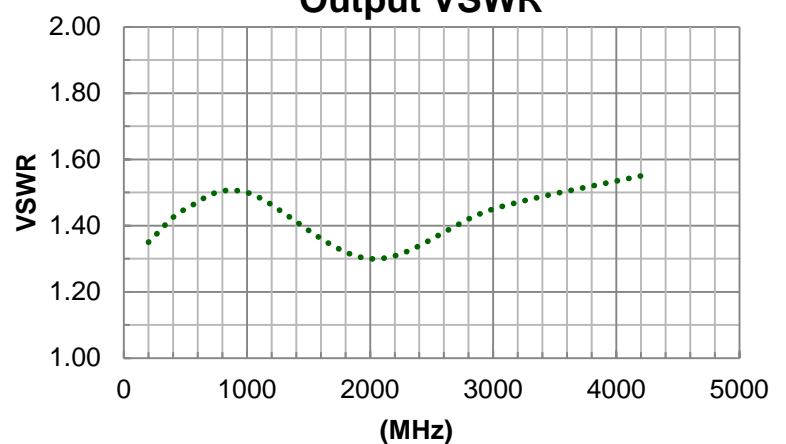
Reverse Isolation



Input VSWR



Output VSWR



Instructions

Grounding Instructions	Care should be taken to effectively ground each unit.
Revisions	API reserves the right to make revisions to both product and/or the information contained within their datasheets without advanced notice.
Min./Max. Values	Specifications are guaranteed when tested in a 50 Ω (ohm) system.
Typical performance graphs and values are measured at 25°C, but not guaranteed.	

1) Outlines drawings below are for reference only.

1. HOUSING: 70/30 CN/NI
ELECTRONIC GRADE

