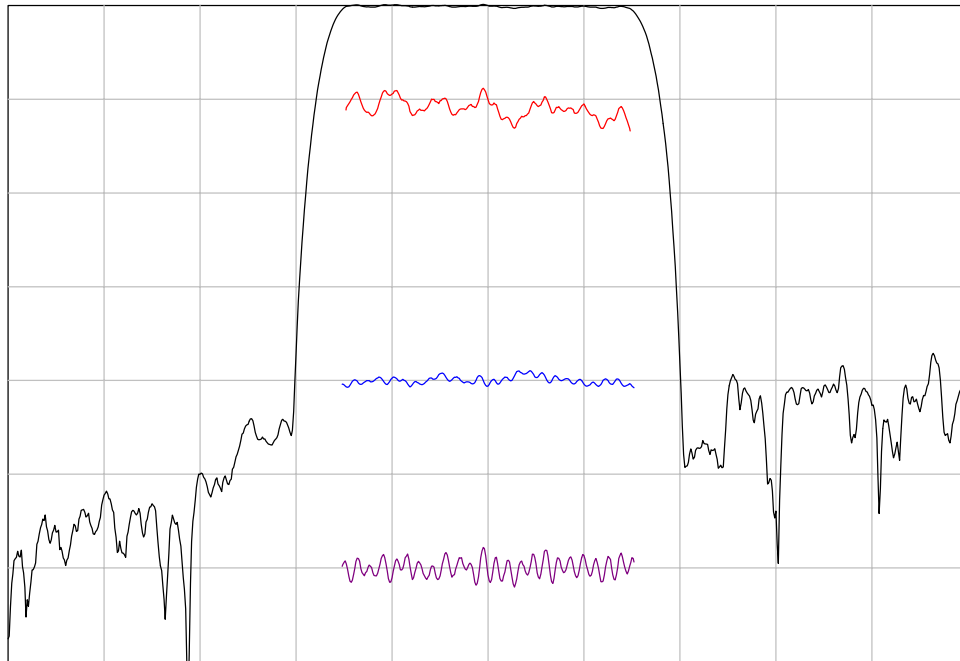


DESCRIPTION

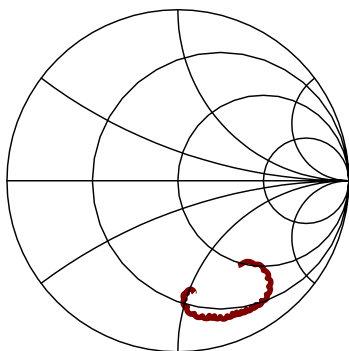
- 36.15 MHz SAW bandpass filter with 8 MHz bandwidth for Broadband Access.
- 24.6 x 9 mm SMP.
- RoHS compliant.

TYPICAL PERFORMANCE

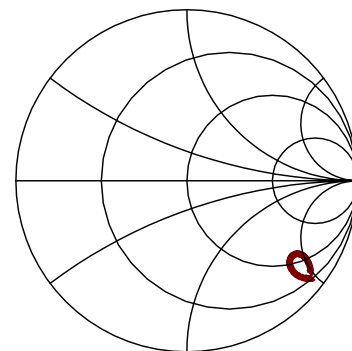


Horizontal:	Frequency :	2.5	MHz/div
Vertical from top:	Relative Magnitude :	10	dB/div
	Relative magnitude :	1	dB/div
	Phase Linearity :	10	deg/div
	Group Delay Deviation :	100	ns/div

S11 (32.15 to 40.15 MHz)



S22 (32.15 to 40.15 MHz)



SPECIFICATION

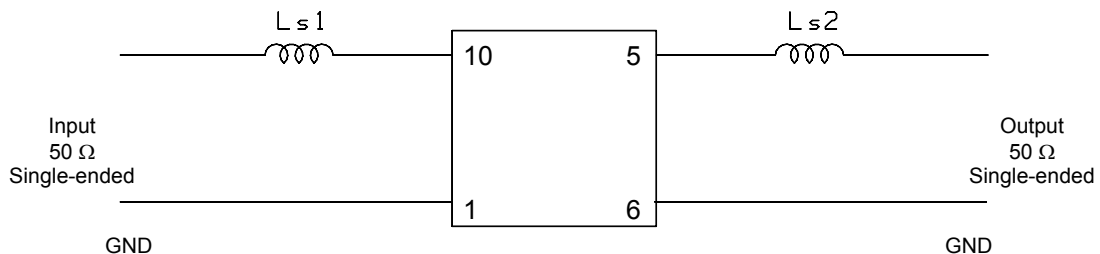
Parameter	Min	Typ	Max	Units
Center Frequency (Fc) ¹	36.1	36.15	36.2	MHz
Insertion Loss ²	-	22	23	dB
1 dB Bandwidth	7.60	7.75	-	MHz
3 dB Bandwidth	8.00	8.20	-	MHz
38 dB Bandwidth	-	10.00	10.50	MHz
Passband Amplitude Ripple ³	-	0.5	0.7	dB p-p
Passband Phase Ripple ³	-	2.2	3	deg p-p
Passband Group Delay Ripple ³	-	30	60	ns p-p
Rejection (10 to 30.9 MHz)	35	40	-	dB
Rejection (41.5 to 55 MHz)	33	40	-	dB
Absolute Delay	-	1.50	-	μs
Ambient Temperature	-	25	-	°C
Source / Load Impedance	-	50	-	Ω
Substrate Material	128 Lithium Niobate			

- Notes:
1. Defined as the average of the lower and upper 3 dB frequencies.
 2. Value at 36.15 MHz.
 3. Measured over Fc +/- 3.8 MHz.
 4. Specifications are guaranteed over the operating temperature range.

MAXIMUM RATINGS

Parameter	Min	Max	Units
Storage Temperature Range	-40	85	°C
Operating Temperature Range	20	30	°C
Input Power Level		10	dBm

MATCHING CIRCUIT

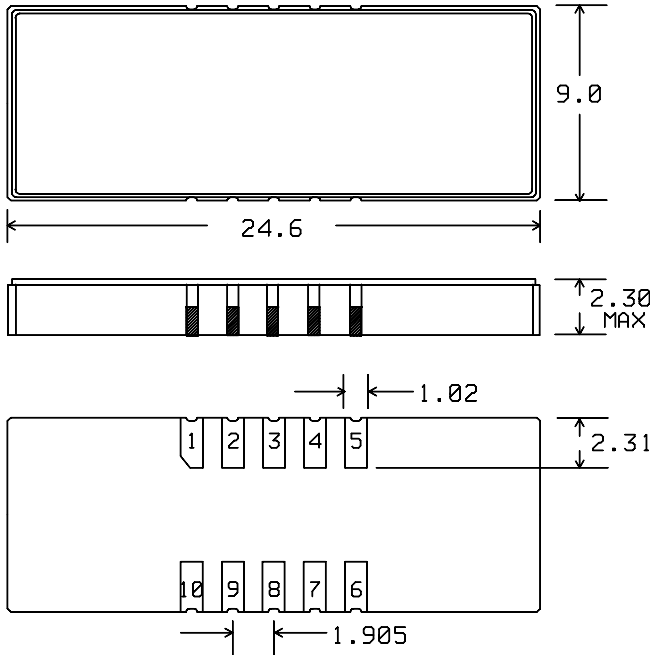


Typical component values:
(Minimum inductor Q = 40) Ls1 = 470 nH Ls2 = 560 nH

Notes:

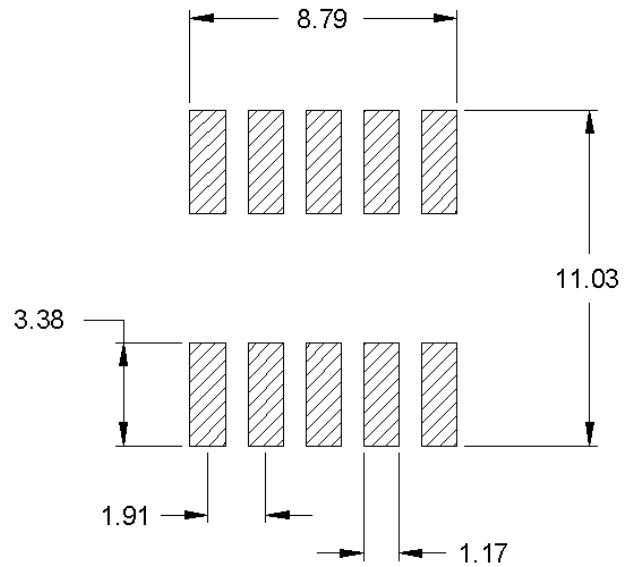
1. Recommend use of 5% tolerance matching components.
2. Component values may change depending on board layout.

PACKAGE OUTLINE



Package Material:
 Body: Al_2O_3 ceramic
 Lid: Kovar, Ni plated
 Terminations: Au plating 1 μ m min,
 over a 1.3-8.9 μ m Ni plating

SUGGESTED FOOTPRINT



Units: mm

Tolerances are ± 0.15 mm except for the overall length, width and pad dimensions, which are nominal values.

Pad Configuration:

Input:	10
Input return:	1
Output:	5
Output return:	6
Ground:	2,3,4,7,8,9

ISO 9001
Registered

All specifications are believed to be accurate and reliable. However, Spectrum Microwave reserves the right to make changes without notice.
 © 2010 All rights reserved.