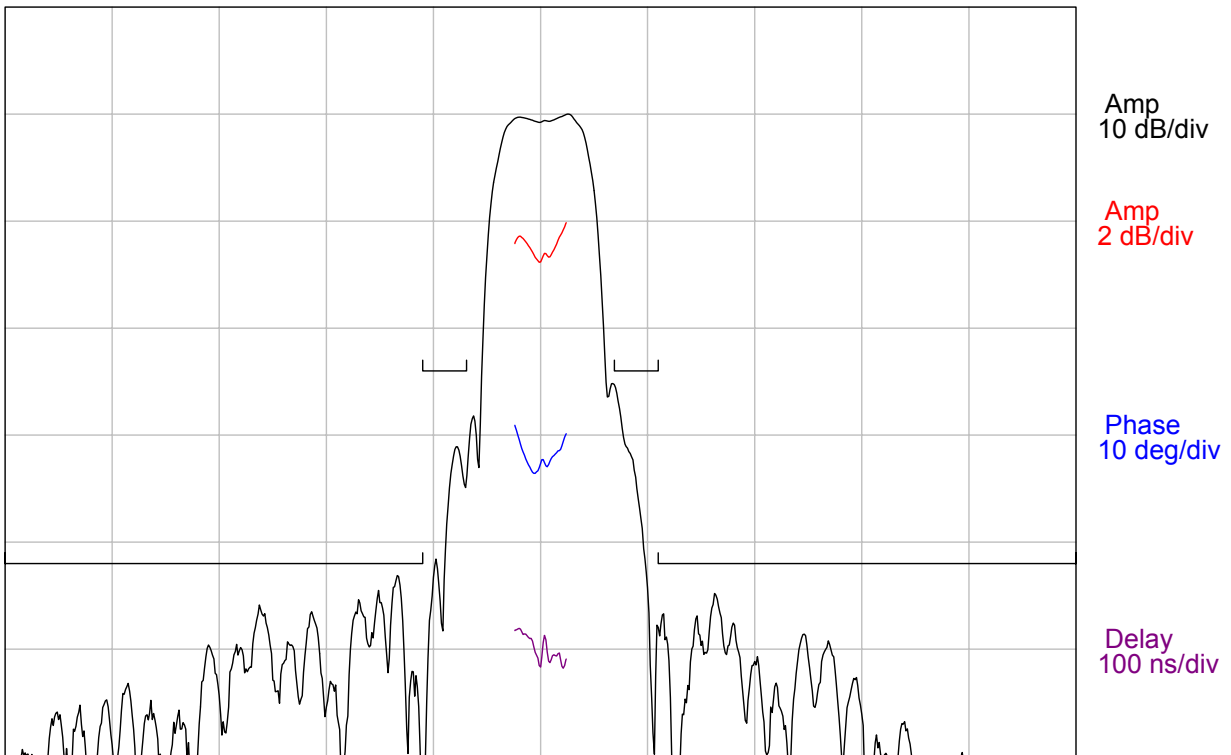


DESCRIPTION

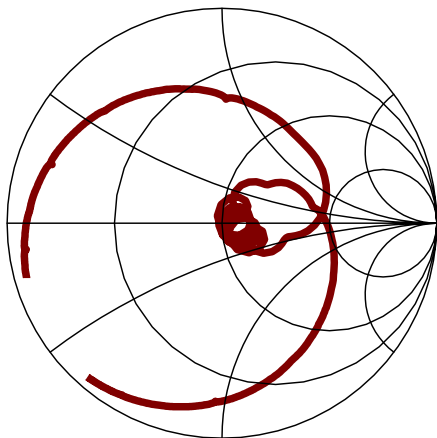
- 115.2 MHz SAW bandpass filter with 3.84 MHz bandwidth.
- 7 x 5 mm 10-pad LCC package.
- RoHS compliant.

TYPICAL PERFORMANCE

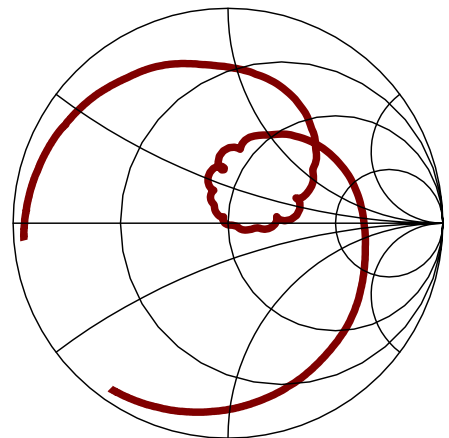


Center = 115.2 MHz, 5 MHz/div (62.5 kHz incr)

S11 (90.2-140.2 MHz)



S22 (90.2-140.2 MHz)



SPECIFICATION

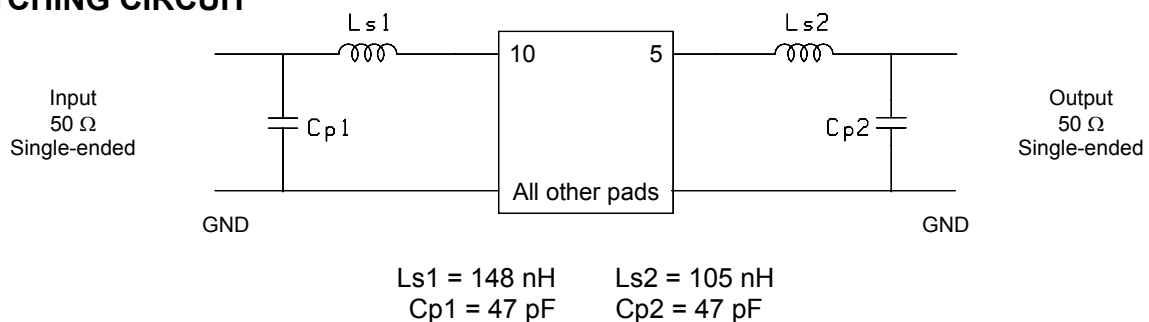
Parameter	Min	Typ	Max	Units
Center Frequency, F_c ¹	-	115.2	-	MHz
Minimum Insertion Loss	-	9.8	11	dB
Lower 1 dB Frequency ²	-	113.7	114	MHz
Upper 1 dB Frequency ²	116.4	116.9	-	MHz
1 dB Bandwidth ²	2.4	3.2	-	MHz
3 dB Bandwidth ²	3.84	4	-	MHz
24 dB Bandwidth ²	-	5.8	6.9	MHz
Amplitude Variation ($F_c \pm 1.2$ MHz)	-	0.7	1	dB p-p
Phase Linearity ($F_c \pm 1.2$ MHz)	-	4.5	8	deg p-p
Group Delay Variation ($F_c \pm 1.2$ MHz)	-	30	60	ns
Absolute Delay	0.75	0.83	1.05	us
Relative Attenuation (10-109.7 MHz)	42	44	-	dB
Relative Attenuation (109.7-111.75 MHz)	24	30	-	dB
Relative Attenuation (118.65-120.7 MHz)	24	26	-	dB
Relative Attenuation (120.7-500 MHz)	42	44	-	dB
Input Return Loss ($F_c \pm 1.2$ MHz)	10	13	-	dB
Output Return Loss ($F_c \pm 1.2$ MHz)	10	13	-	dB
Source/Load Impedance	50			ohms
Material Coefficient of Frequency	-18			ppm/°C
Ambient Temperature	25			°C

- Notes:
1. Defined as the average of the lower and upper 3 dB frequencies at room ambient.
 2. All dB levels are defined relative to the insertion loss.

MAXIMUM RATINGS

Parameter	Min	Max	Units
Storage Temperature Range	-40	125	°C
Operating Temperature Range	-20	70	°C
Input Power Level	-	13	dBm

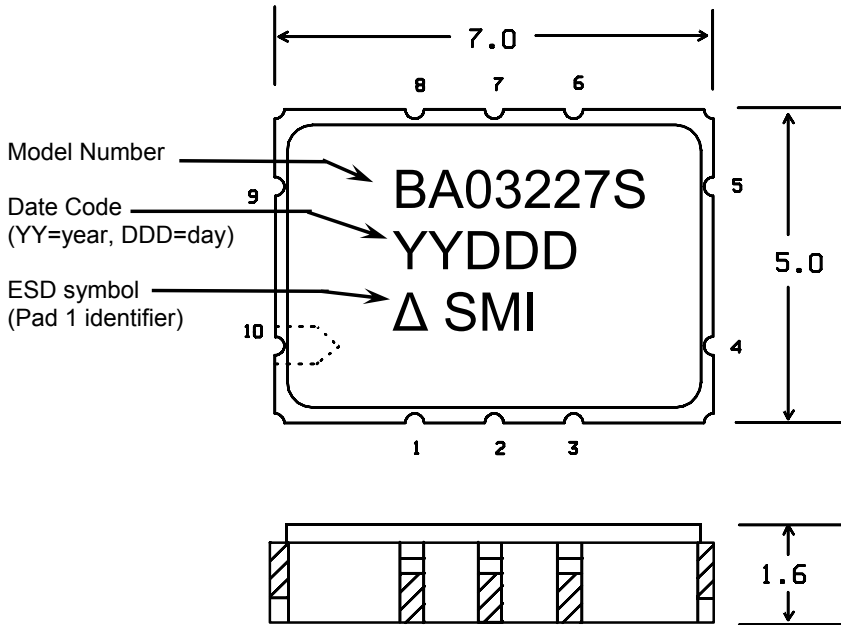
MATCHING CIRCUIT



Notes:

- Recommend 2% toleranced components. Typical Inductor Q=40.
- Values shown are for reference only and depend upon board layout.

PACKAGE OUTLINE

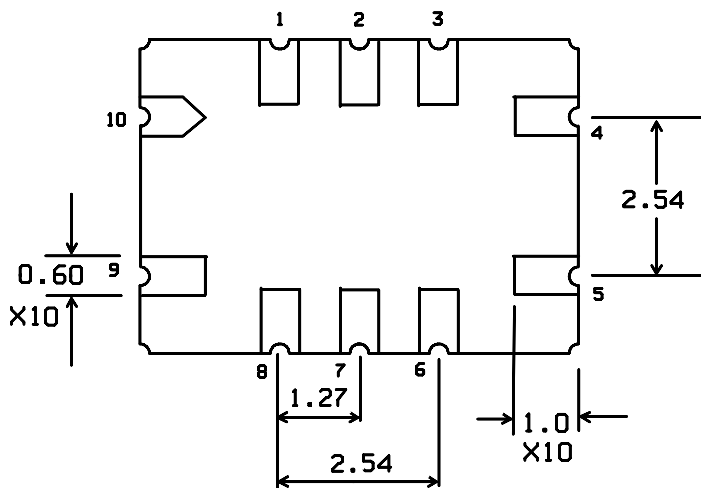


Units: mm

Tolerances are typically ± 0.15 mm except where indicated.

Pad Configuration:

Input:	10
Input return:	9
Output:	5
Output return:	4
Ground:	All other pads



Package Material:
 Body: Al_2O_3 ceramic
 Lid: Kovar, Ni plated
 Terminations: Au plating 1 μ m min, over a 1.3-8.9 μ m Ni plating

ISO 9001
 Registered

All specifications are believed to be accurate and reliable. However, Spectrum Microwave reserves the right to make changes without notice.
 © 2010 All rights reserved.