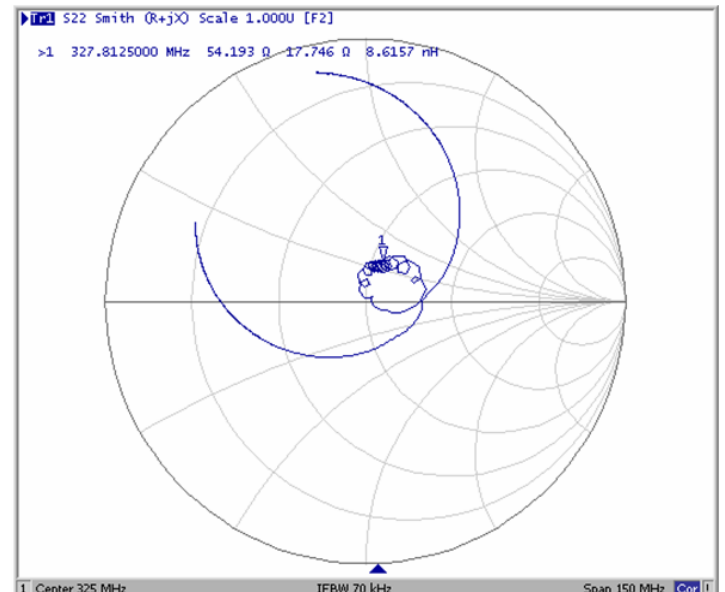
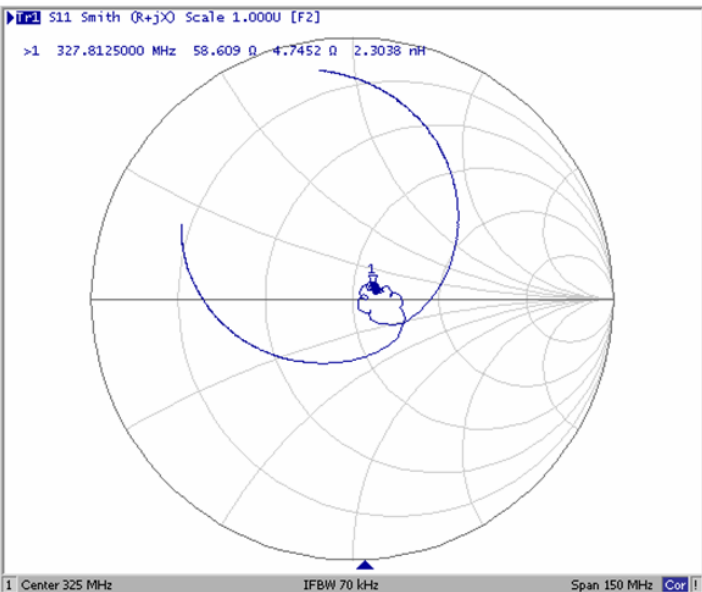
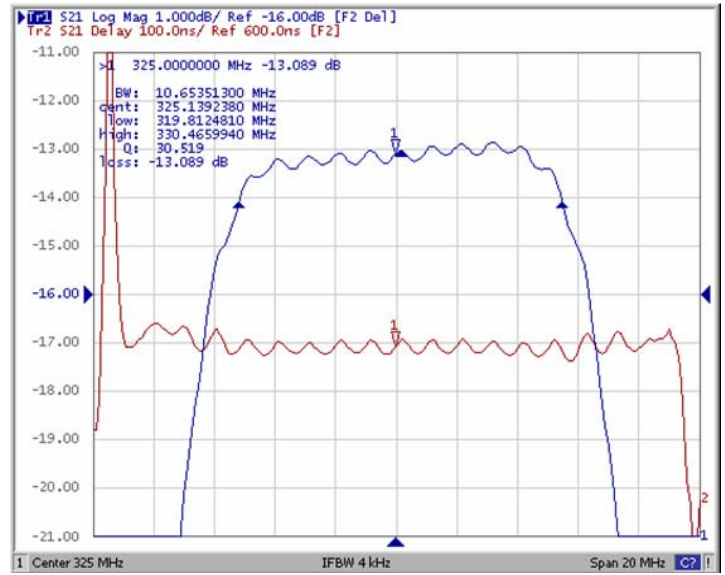
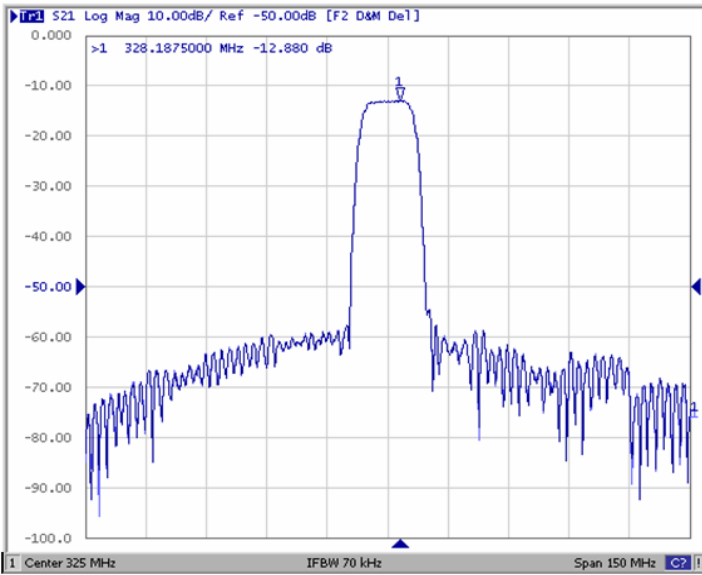


DESCRIPTION

- Miniature 325 MHz SAW Filter with a 12 MHz typical 3dB bandwidth.
- 5 x 7 mm LCC package.
- RoHS compliant

TYPICAL PERFORMANCE



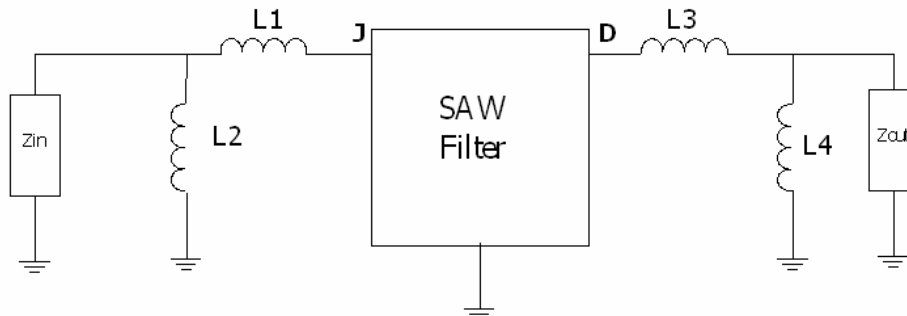
SPECIFICATION

Parameter	Min	Typ	Max	Units
Center Frequency F_c	-	325	-	MHz
Minimum Insertion Loss (IL)	-	12.8	14	dB
1 dB Bandwidth	9	10.6	-	MHz
3 dB Bandwidth	10	12.4	-	MHz
40 dB Bandwidth	-	18.8	35.5	MHz
Amplitude Ripple (320.75 to 329.25 MHz)	-	0.6	1	dB p-p
Phase Linearity (320.75 to 329.25 MHz)	-	5	-	deg p-p
Group Delay Ripple (320.75 to 329.25 MHz)	-	35	75	ns p-p
Attenuation (Reference level from Minimum Insertion Loss (IL))				
10 to 220 MHz	50	64	-	dB
220 to 300 MHz	40	47	-	dB
350 to 355 MHz	40	50	-	dB
355 to 375 MHz	35	51	-	dB
375 to 380 MHz	40	51	-	dB
380 to 405 MHz	35	52	-	dB
405 to 500 MHz	40	53	-	dB
Input / Output Return Loss	10	12	-	dB
Source and Load Impedance	-	50	-	Ω
Ambient Temperature	-	25	-	$^{\circ}\text{C}$

MAXIMUM RATINGS

Parameter	Min	Max	Units
Storage Temperature Range	-40	+85	$^{\circ}\text{C}$
Operating Temperature Range	-40	+85	$^{\circ}\text{C}$
Input Power Level	-	10	dBm

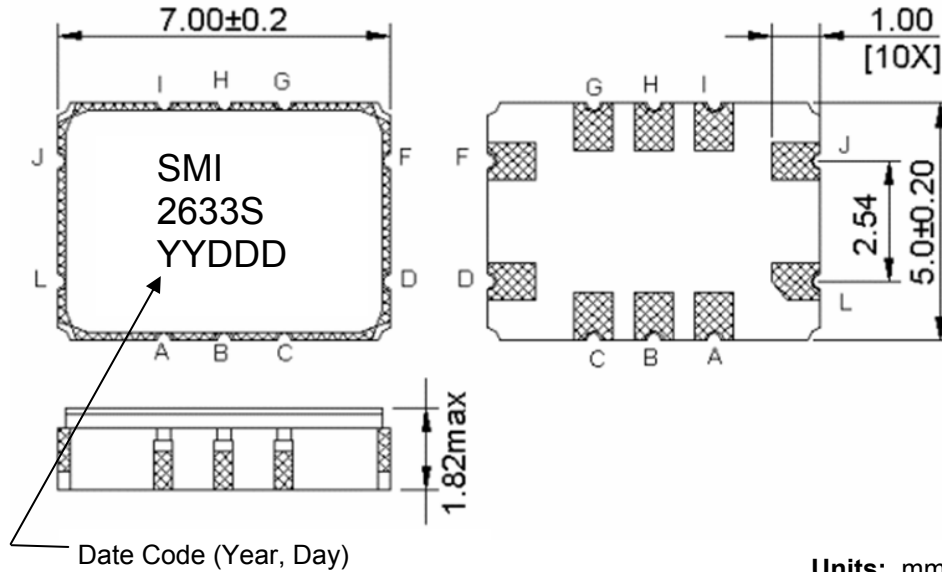
MATCHING CIRCUIT



$$Z_{in} = Z_{out} = 50 \text{ ohm, single ended}$$

$$L1=10 \text{ nH} \quad L2=12 \text{ nH} \quad L3=10 \text{ nH} \quad L4=15 \text{ nH}$$

PACKAGE OUTLINE & MARKING



Units: mm

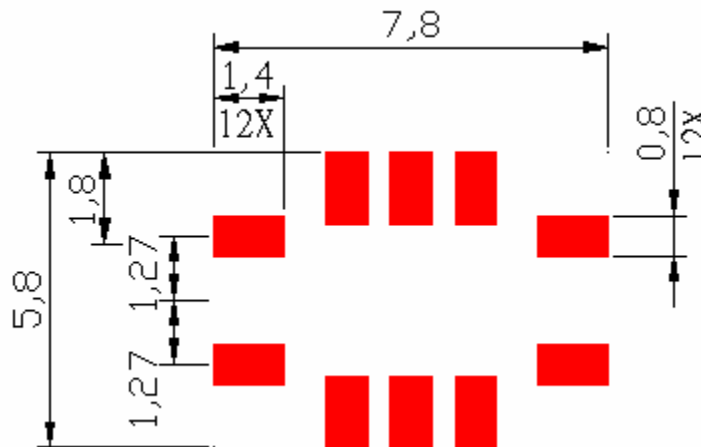
Tolerances are typically ± 0.15 mm except where indicated.

Package Material:
Body: Al_2O_3 ceramic
Lid: Kovar, Ni plated
Terminations: Au plating $1 \mu\text{m}$ min,
over a $1.3\text{-}8.9 \mu\text{m}$ Ni plating

Pad Configuration:

Input: J
Output: D
Ground: All other pads

SUGGESTED FOOTPRINT



ISO 9001
Registered

All specifications are believed to be accurate and reliable. However, Spectrum Microwave reserves the right to make changes without notice.
© 2010 All rights reserved.