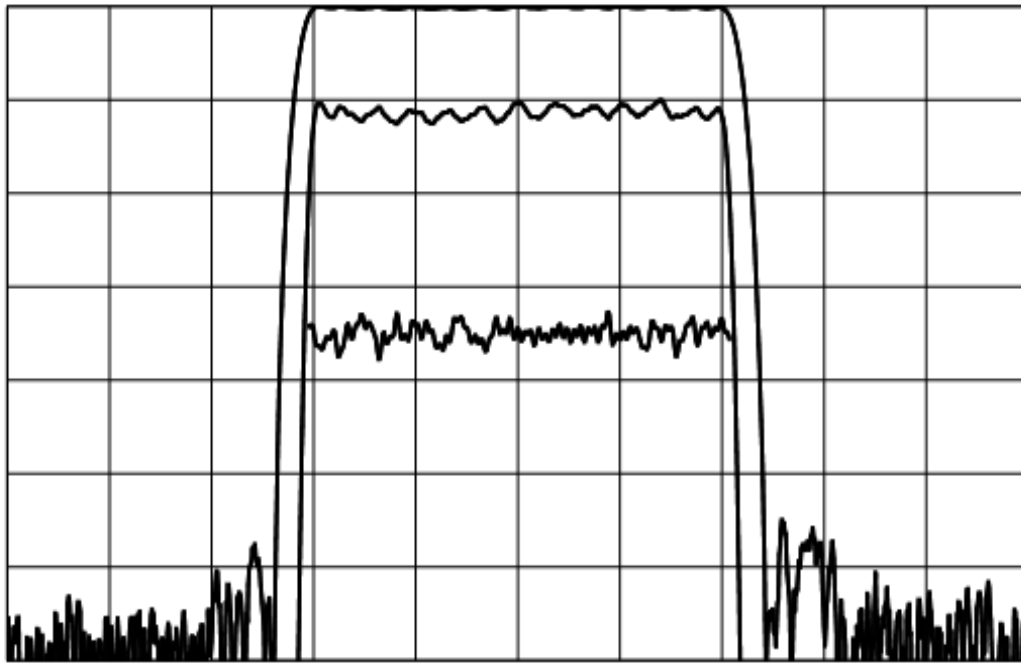


## DESCRIPTION

- 44.1 MHz SAW filter with 10 MHz bandwidth for CATV applications.
- 38.6 x 25.7 mm DIP package, 8 pins.
- RoHS compliant.

## TYPICAL PERFORMANCE



Horizontal: 2.5 MHz/div

Vertical (from top): Magnitude 10 dB/div  
Magnitude 1 dB/div  
Group Delay 50 ns/div

## SPECIFICATION

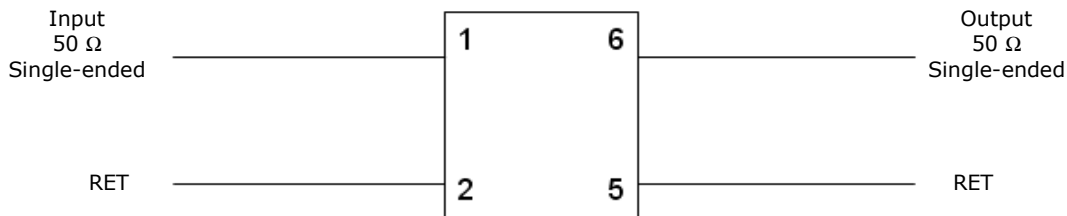
Parameter	Min	Typ	Max	Units
Center Frequency (nominal)	-	44.10	-	MHz
Insertion Loss	-	26.50	30	dB
Lower 3 dB point	-	38.80	39.025	MHz
Upper 3 dB point	49.025	49.40	-	MHz
Lower 50 dB point	37.775	38.20	-	MHz
Upper 50 dB point	-	50.10	50.275	MHz
Rejection (10-37.775 MHz)	45	55	-	dB
Rejection (50.275-70 MHz)	45	55	-	dB
Passband Amplitude Ripple	-	0.3	0.6	dB
Passband Phase Ripple	-	3	5	deg p-p
Passband GD Ripple	-	40	75	ns p-p
Absolute Delay	-	2.9	-	us
Ambient Temperature (Tref)	25			°C
Source/Load impedance	50			Ω

- Notes: 1. Average of lower & upper 3 dB frequencies.  
2. Typical change of filter frequency response with temperature is  $\Delta f = (T - T_{ref}) * T_c * F_c$ , in ppm.

## MAXIMUM RATINGS

Parameter	Min	Typ	Max	Units
Storage Temperature Range	-40	50	85	°C
Temperature Coefficient of Frequency (Tc) <sup>2</sup>	-	-72	-	ppm/°C
Input Power Level	-	-	+13	dBm

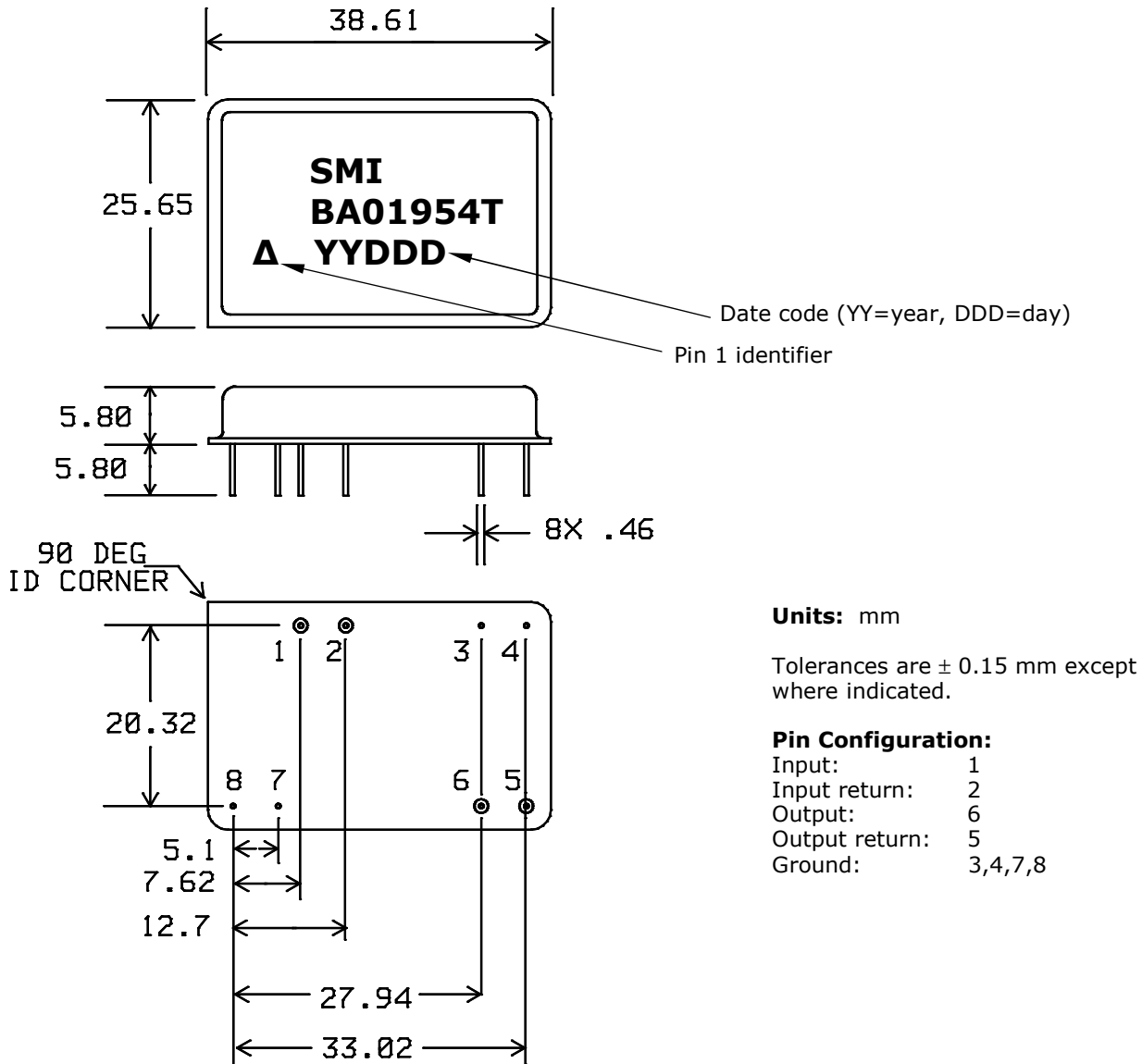
## MATCHING CIRCUIT



Notes:

1. External matching components are not required.

**PACKAGE OUTLINE**



**ISO 9001  
Registered**

All specifications are believed to be accurate and reliable. However, Spectrum Microwave reserves the right to make changes without notice.  
© 2011 All rights reserved.