

# SPDT SWITCH

## MODEL 310-021001-001

Available as: 0.90" x 0.75" x 0.25" Connectorized Housing

### Features

- Reflective SPDT Switch
- Wide Bandwidth 100 MHz - 22 GHz
- Fast Switching Speed: 100 ns Typical
- Integral TTL Driver
- Operating Temp. -55 °C to + 85 °C
- Environmental Screening Available

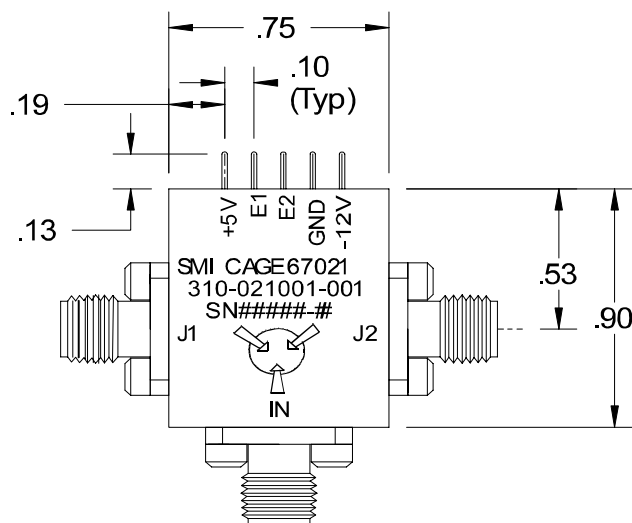
### Absolute Maximum (No Damage) Ratings

Ambient Operating Temperature	-55°C to + 100 °C
Storage Temperature	-65°C to + 125 °C
Operating Case Temperature	+ 125 °C
DC Voltage	+ 6.0 / -12.5 Volts
Continuous RF Input Power	+30 dBm

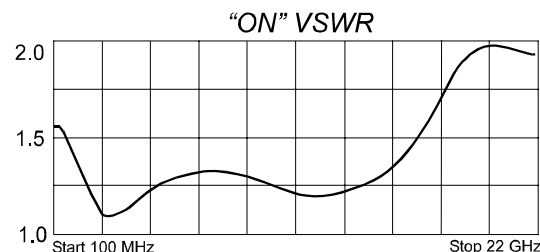
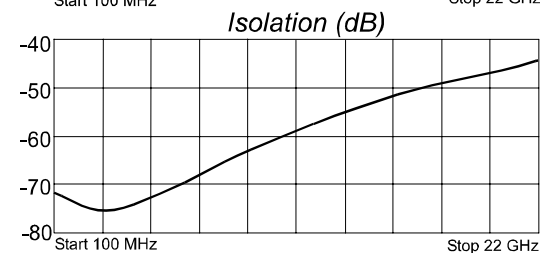
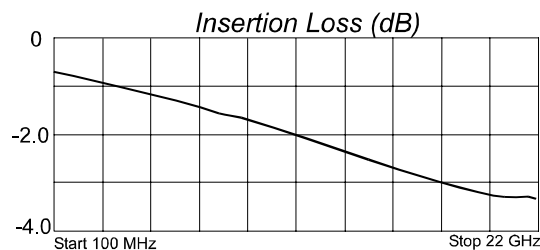
### Specifications

CHARACTERISTIC	TYPICAL Ta = 25 °C	MIN/MAX Ta = -55 °C to +85 °C
Frequency	100 MHz - 22 GHz	100 MHz - 22 GHz
Insertion Loss (dB)		
100 - 12000 MHz	1.5	2.0 Max.
12000 - 18000 MHz	2.5	3.0 Max.
18000 - 22000 MHz	3.2	3.5 Max.
Isolation (dB)		
100 - 2000 MHz	75	70 Min.
2000 - 12000 MHz	65	50 Min.
12000 - 18000 MHz	55	40 Min.
18000 - 22000 MHz	45	25 Min.
RF Leakage (dB)	80	-
Isolation RF to / from DC (dB)	-	60 Min.
Isolation RF to / from Control (dB)	-	60 Min.
VSWR:		
In	1.5:1	2.0:1 Max.
Out	1.5:1	2.0:1 Max.
Input Power RF (dBm)	-	+30.0 Min.
1 dB Compression (dBm)	-	+27.0 Min.
Switching Speed (50% TTL to 90% RF) (nsec)	100	-
DC Bias		
( Vdc)	+5 / -12	+5 / -12 Max.
( mA)	+50 / -25	+100 / -40 Max.
Intercept Points (dBm)		
2nd Order IP (Input)	—	+40 Min.
3rd Order IP (Input)	—	+37 Min.

Note: Care should always be taken to effectively ground the case of each unit.



### Typical Performance Data



Legend — +25 °C

### Truth Table

TTL Control Inputs		Switch Position
E2	E1	
0	1	IN to J1
1	0	IN to J2
1	1	"ALL OFF"



Spectrum Microwave · 2144 Franklin Drive N.E. · Palm Bay, FL 32905 · (888) 553-7531 · Fax (888) 553-7532

www.SpectrumMicrowave.com Spectrum Microwave · 2707 Black Lake Place · Philadelphia, PA 19154 · (215) 464-4000 · Fax (215) 464-4001

Rev. 5/13/10