

SP4T RF SWITCH

MODEL TWD2254

Also Available In: DP-10, 16 Pin DIP Package and Connectorized Housings

Features

- 5 - 2000 MHz
- Fast Switching Speed: 15 ns Typical (GaAs)
- Integral TTL Driver
- Absorptive
- Screening to the tables of MIL-STD-883 Available

Absolute Maximum (No Damage) Ratings

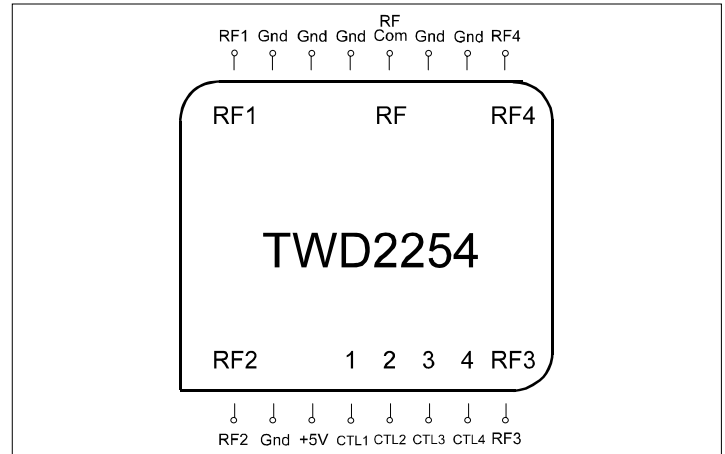
Ambient Operating Temperature	-55°C to +100 °C
Storage Temperature	-65°C to +125 °C
Case Temperature	+125 °C
DC Voltage	+7.0 Volts
Continuous RF Input Power	+30 dBm

Specifications

CHARACTERISTIC	TYPICAL Ta = 25 °C	MIN/MAX Ta = -55 °C to +85 °C
Frequency	5 - 2000 MHz	5 - 2000 MHz
Insertion Loss (dB)	1.2	1.9 Max.
Isolation (dB)	50	35 Min.
VSWR	1.5:1	2.3:1 Max.
DC Bias	Vdc mA	+5V 1.0 Max.
Switching Speed (ns)	15	—
Transients	80	—
1dB Compression (dBm)		
50 MHz	+21	—
500 - 2000 MHz	+27	—
Intercept Points (dBm)	IP2 IP3	—
50 MHz	+62 +40	—
500 - 2000 MHz	+68 +46	—

Note: Care should always be taken to effectively ground the case of each unit.

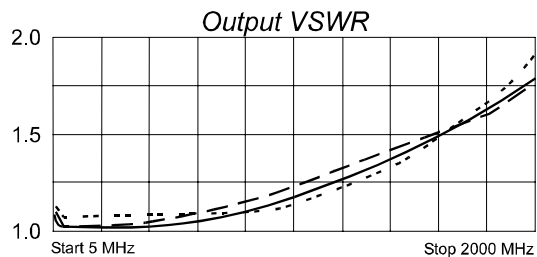
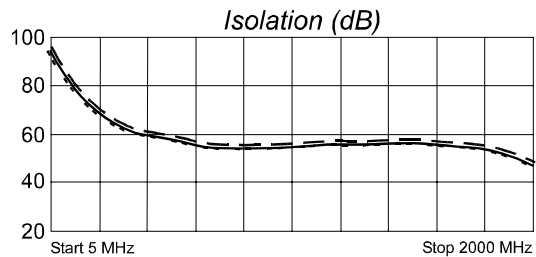
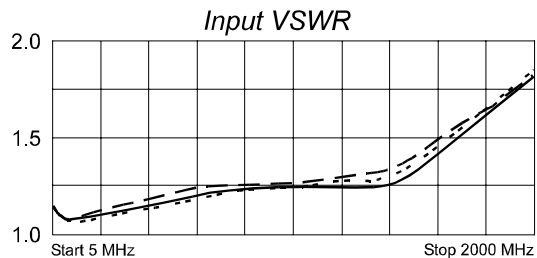
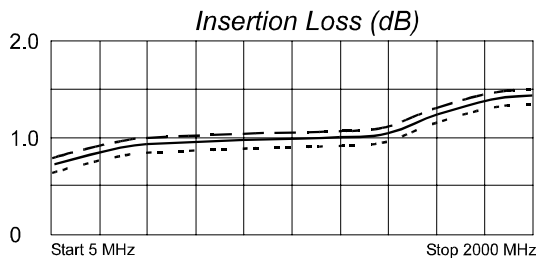
Pin Layout



Truth Table

Control Input	Switch Condition
TTL	RF Common To RF Throw
1	Low Loss
0	Isolated

Typical Performance Data



Legend ——— +25 °C - - - - +85 °C -55 °C



Spectrum Microwave · 2144 Franklin Drive N.E. · Palm Bay, Florida 32905 · PH (888) 553-7531 · Fax (888) 553-7532 Rev. 10/25/10

www.SpectrumMicrowave.com Spectrum Microwave · 2707 Black Lake Place · Philadelphia, Pennsylvania 19154 · PH (215) 464-4000 · Fax (215) 464-4001